



HOW TO Connect

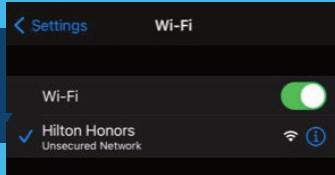
Internet Code
KARIBU

**YOUR GUIDE TO USING THE
CLICK&SHARE PROJECTION
TOOL FOR THE MEETING ROOMS**

HOW TO CONNECT TO THE GUEST WIFI HILTON HONORS

ON iPhone

OPEN SETTINGS -> WI-FI -> TURN ON WI-FI



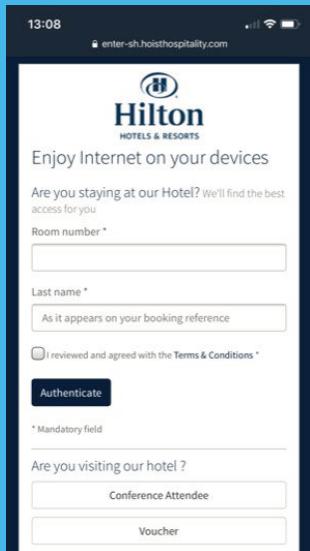
ON Android

OPEN SETTINGS -> CONNECTIONS -> TURN ON WI-FI

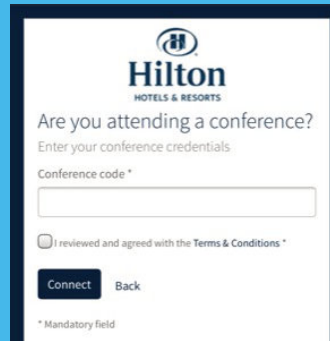


After turning ON the Wi-Fi, search for the SSID Hilton Honors and connect.

You will be prompted to open a login webpage, after opening the webpage you will see the screen on the left.

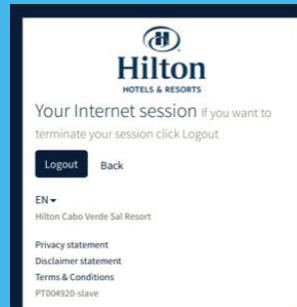


Conference ATTENDEE




INPUT YOUR CONFERENCE CODE AND CONNECT

DON'T FORGET TO CHECK THE BOX "I REVIEWED AND AGREED WITH THE TERMS & CONDITIONS"




If you are not prompted to open a webpage when you connect to the network, open your web browser and type logout.com, you will see the page on the left. Press **Logout**

Finally, press **Reconnect** and proceed following the instructions given to you on the other pages again.



CONNECTION Successful

IF YOU FOLLOWED ALL THE INSTRUCTIONS CORRECTLY YOU SHOULD SEE THE SCREEN BELOW MEANING YOU ARE CONNECTED



How to Connect to the FBO's Provided Network

Network ID: SAFEPORTCV_BUILDING

Password: wifisafeporcv20