

ASIA-AQ

THAILAND DEPLOYMENT GUIDE



DATES : 3/13/2024 – 3/27/2024

LIVE DOCUMENT: LAST UPDATED 03/12/2024



INTRODUCTION.....	3
Mandatory Foreign Travel Security Training.....	3
THAILAND.....	3
Country Facts.....	3
Per Diem Information (as of 29 Feb 2024).....	3
Climate and Weather.....	3
Currency.....	4
Banking and ATMs.....	4
Power/Electricity.....	5
Local Time.....	6
Personal Safety.....	6
Phrases.....	6
Plumbing.....	7
BEFORE YOU TRAVEL.....	7
ASIA-AQ Mission Communications.....	7
ASIA-AQ ESPO Points of Contact at U-Tapao.....	7
Mobile Phone and Cellular Data.....	8
Clothing.....	8
Health.....	8
Other CDC Guidelines.....	8
Medical and Emergency Information.....	9
YOUR ARRIVAL TO THAILAND.....	9
Entry Requirements.....	10
Transportation.....	10
Taxis from Suvarnabhumi (Bangkok) International Airport.....	10
Ride Sharing.....	10
Car Rentals and PAX Transportation.....	11
Lodging.....	11
ASIA-AQ MISSION OPERATIONS.....	11
Base Access and Restrictions.....	11
Check-In.....	11
U-Tapao Personnel Access.....	11
U-Tapao Airport Restrictions.....	11
Telecommunications and Internet Access.....	12
Dialing in Thailand.....	12
Internet Access at U-Tapao Airport.....	12
ASIA-AQ Mission Areas of Operation.....	13
Airfield Safety.....	14
Lab, Hangar, and Ramp Safety.....	14
Mission Daily Schedule.....	14
LOCAL AREA.....	14
Shopping Malls.....	14
Groceries.....	14
Laundry Services.....	15
SHIPPING INFORMATION.....	15
Shipping Small Parcels while at U-Tapao.....	15
U.S. EMBASSY IN THAILAND.....	15
APPENDIX A - RECOMMENDED TO DO LIST.....	15

INTRODUCTION

This orientation guide is for the ASIA-AQ deployment to Thailand. This guide was created to help you become familiar with the area ahead of your arrival. For information about the Airborne and Satellite Investigation of Asian Air Quality (ASIA-AQ), please visit <https://espo.nasa.gov/asia-aq>

MANDATORY FOREIGN TRAVEL SECURITY TRAINING

All US Government personnel and contractors performing official international travel are required to complete certain State Department mandated security training. The specific training depends on the cumulative amount of time that the person is expected to participate in official travel within a calendar year.

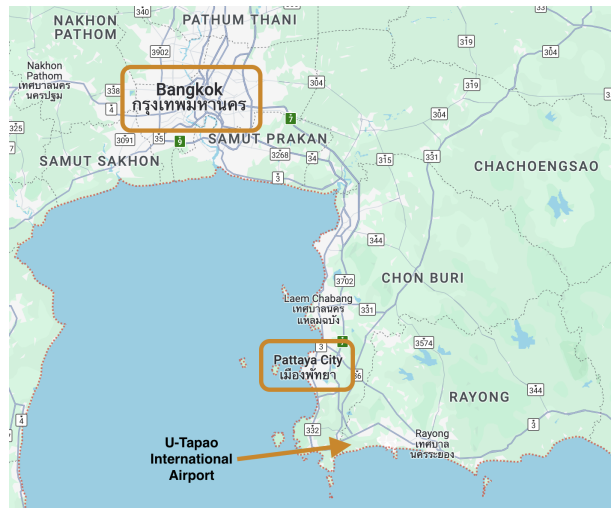
THAILAND

COUNTRY FACTS

Thailand, officially the Kingdom of Thailand and historically known as Siam, is a country in Southeast Asia on the Indochinese Peninsula. With a population of almost 70 million, it spans 513,120 square kilometers (198,120 sq mi). Thailand is bordered to the northwest by Myanmar, to the northeast by Laos, to the southeast by Cambodia, to the south by the Gulf of Thailand and Malaysia, and to the southwest by the Andaman Sea; it also shares maritime borders with Vietnam to the southeast, and Indonesia and India to the southwest. Bangkok is the nation's capital and largest city.

The official language of Thailand is Thai, a Kra–Dai language closely related to Lao, Shan in Myanmar, and numerous smaller languages spoken in an arc from Hainan and Yunnan south to the Chinese border. It is the principal language of education and government and spoken throughout the country. The standard is based on the dialect of the central Thai people, and it is written in the Thai alphabet, an abugida script that evolved from the Khmer alphabet.

While the official Thai language is widely spoken throughout Thailand, many Thais also speak and understand English, though more so in Bangkok and the major tourist areas.



Bangkok-Pattaya City Area Map

<https://travel.state.gov/content/travel/en/international-travel/International-Travel-Country-Information-Pages/Thailand.html>

PER DIEM INFORMATION (AS OF 29 FEB 2024)

As of February 29, 2024, the per diem rates are as follows:

Pattaya (Thailand): maximum lodging rate: \$170 USD, Meals and Incidental Expenses: \$105 USD

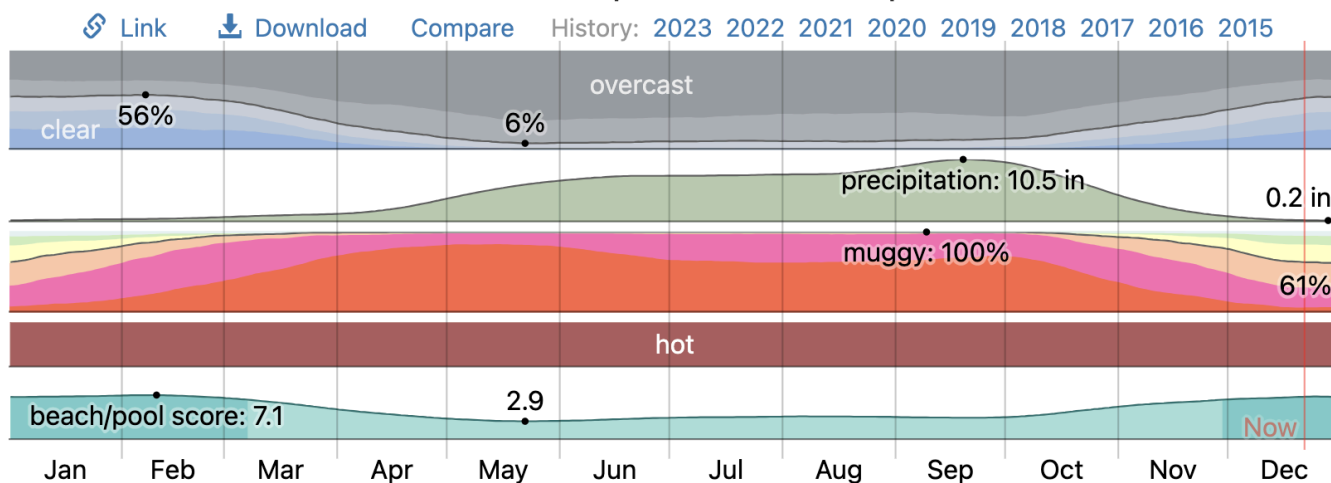
These rates may vary from month to month. For the most up to date information, visit:

https://aoprals.state.gov/web920/per_diem_action.asp?MenuHide=1&CountryCode=1143

CLIMATE AND WEATHER

At U-Tapao International Airport, the wet season is overcast, the dry season is partly cloudy, and it is hot and oppressive year round. Over the course of the year, the temperature typically varies from 71°F to 91°F and is rarely below 65°F or above 94°F.

Climate at U-Tapao International Airport



Average	Jan	Feb	Mar	Apr	May	Jun	Jul	Aug	Sep	Oct	Nov	Dec
High	87°F	88°F	89°F	91°F	91°F	90°F	89°F	89°F	88°F	88°F	88°F	88°F
Temp.	79°F	81°F	84°F	86°F	86°F	85°F	84°F	84°F	83°F	81°F	81°F	79°F
Low	71°F	75°F	79°F	81°F	81°F	80°F	80°F	80°F	78°F	76°F	74°F	71°F

Climate averages near U-Tapao

Source: weatherspark.com

CURRENCY

The Thai baht (THB) is the official currency of the Kingdom of Thailand. The symbol of the currency is ฿. It is divided into 100 satang. Tiny copper coins represent 25 and 50 satang; silver coins are 1B, 2B (rare), and 5B. The larger 10B coin is silver with a copper inset. Bank notes come in denominations of 20B (green), 50B (blue), 100B (red), 500B (purple), and 1,000B (brown).

As of December 21, 2023, 1 USD = approximately 35 THB. You can use the [OANDA currency converter](#) to find the latest exchange rate.

BANKING AND ATMs

If you have an ATM or a credit card, these can be used in 24-hour cash machines that dispense money in 100-, 500-, and 1,000-baht bills. Thai ATMs accept most international bank card systems. Cirrus and PLUS networks span the kingdom. Be sure you know your personal identification number (PIN) and daily withdrawal limit before you depart. You'll also need a 4-digit PIN in Thailand, so if yours is a 6-digit number, get it changed before you go.

ATMs are extremely common in most major cities and towns. You'll find them at bank branches, on street corners, at major stores such as Tesco Lotus and 7-Eleven and in shopping malls. You'll also find them in major airports.

The following are five of Thailand's best-known banks:

- Aeon Bank
- Bank of Ayudhya (Krungsri)
- Bangkok Bank
- Krungthai Bank
- Siam Commercial Bank

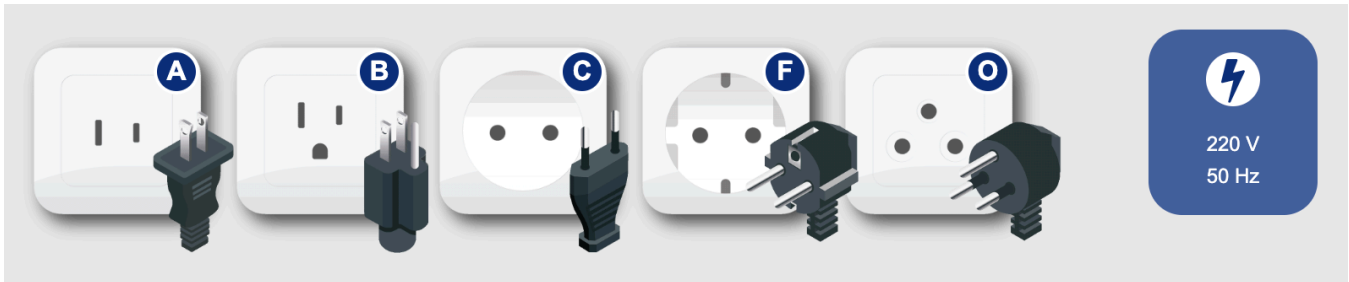
Note that ATM fees are expensive in Thailand. It is common that a 200 baht (~6 USD) fee is charged per transaction.

Although credit cards are commonly used in Thailand (especially in more touristy areas), cash is still normally preferred, so it is important to have cash on hand since you might not be able to use your credit card everywhere.

For both ATM and credit card transactions, it is recommended that you choose to be charged in THB rather than USD. If you choose to be charged in USD, the exchange rate will be calculated using *Dynamic Currency Conversion*. This is a bad deal which can cost you money. Most ATMs in Thailand are set to automatically offer this option, so be careful. Always press “no”.

POWER/ELECTRICITY

In Thailand, power plugs and sockets (outlets) of type A, type B, type C, type F and type O are used. The standard voltage is 220 V at a frequency of 50 Hz.



Standard plug types used in Thailand

In work spaces at the airfield, electrical outlets are compatible with US plugs/outlets but are 220V/50hz. European equipment must have plug adapters.



Electrical plugs in/around U-Tapao airport

All personnel traveling to Thailand should bring a plug adapter and/or a multi-voltage travel adapter ([Target](#), [Amazon](#), etc.) Most electronics today, including laptops, phones, etc. have built-in power transformers that can adapt to the local voltage. To verify this, check the voltage of your power supply by inspecting the power block or on the back label of your electrical item for INPUT: 100-240V, 50/60 Hz.

LOCAL TIME

Location	GMT	Example
U-Tapao Airport	GMT +7	4:00 pm
Palmdale, CA (PST)	GMT -8	1:00 am
Langley, VA (EST)	GMT -5	4:00 am

PERSONAL SAFETY

Crime: For most visitors, Thailand is a very safe country. Common crimes occur more frequently in major metropolitan areas, tourist sites, and crowded markets.

Note: The area around Pattaya City's Walking Street is a high-traffic tourist area with bars, clubs, and other adult entertainment where pickpocketing, scams, petty crime, and sometimes worse can occur. Use common sense, be vigilant, and do not go alone if going to this area.

Emergency numbers: To call for emergency services while in Thailand, dial 1669 for an ambulance, 199 for the fire department, and 191 for the police. Write these numbers down to carry with you on your trip. Please keep ESPO informed of any occurrences, whether the incident happens on/off base.

RECOMMENDATIONS:

- Take routine safety precautions
- Pay attention to your surroundings
- Use the buddy system when visiting unfamiliar areas, especially at night
- Maintain a low profile by not wearing expensive items or calling attention to yourself
- Carry only what you need
- Carry contact information for the nearest [US embassy or consulate](#).
- Carry a photocopy of your passport and entry stamp; leave the actual passport securely in your hotel.
- Follow all local laws and social customs.
- Keep your valuables located on the front of you at all times. Consider using a money belt and not bringing a purse
- Avoid rallies and protests
- US Citizens should enroll on the State Department's STEP program to receive alerts and other notifications while in-country - <https://step.state.gov/step/>.
- Most of the information provided here applies to everyone, however, non-US citizens should visit their respective Embassy/Consulate websites for specific instructions.
- **ALWAYS inform ESPO of any incidents or emergencies but contact local authorities first. Report crimes to the local police at 191. Remember that local authorities are responsible for investigating and prosecuting crime.**

U.S. DEPT OF STATE TRAVEL WARNINGS: Exercise normal precautions in Thailand. Some areas have increased risk. Read the entire Travel Advisory at [Thailand International Travel Information](#).

PHRASES

Here is a link to a few phrases that will hopefully help you communicate in Thailand, including "hello," "thank you," and "I don't understand."

<https://theculturetrip.com/asia/thailand/articles/15-essential-thai-phrases-to-learn-before-you-visit-thailand>

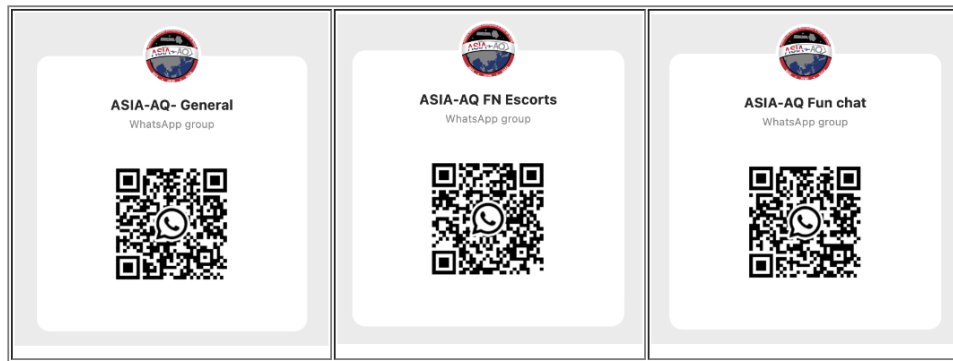
PLUMBING

As with many other Southeast Asian countries, limits to plumbing in Thailand mean, in many places, you should NOT flush toilet paper down the commode. While many newer buildings may be able to accommodate the flushing of toilet paper, many restrooms will instead have a hose/bidet next to the toilet in order to clean yourself after you finish your business. There may be a waste bin typically located close to the toilet to discard your paper.

BEFORE YOU TRAVEL

ASIA-AQ MISSION COMMUNICATIONS

We will use the [WhatsApp](#) texting application for immediate communications and as a supplement to emails. We will continue to post the Plan of the Day (POD) via email and on the ESPO ASIA-AQ website. WhatsApp is encrypted. You can mute notifications for specific group chats as needed and still be able to view the chat history of the group texts and get caught up. All mission information will be shared on multiple platforms, including email, WhatsApp, and the ASIA-AQ ESPO website. Please contact an ESPO Team Member for assistance.



ASIA-AQ WhatsApp QR codes

ASIA-AQ ESPO POINTS OF CONTACT AT U-TAPAO

1. Jhony R. Zavaleta, ASIA-AQ Project Manager
Cell: +1 (650) 224-4825
Email: jhony.r.zavaleta@nasa.gov
2. Erin Czech, ASIA-AQ U-Tapao Site Manager
Cell: +1 (650) 499-6406
Email: erin.czech@nasa.gov
3. Vidal Salazar, ASIA-AQ Deputy Project Manager
Cell: +1 (650) 499-6406
Email: vidal.salazar@nasa.gov
4. Jaden Ta, ASIA-AQ U-Tapao Site Support
Cell: +1 (650) 705-9839
Email: jaden.l.ta@nasa.gov
5. Sam Kim, ASIA-AQ IT Support
Cell: +1 (650) 935-0840
Email: samuel.s.kim@nasa.gov
6. Michael Schroeder, Shipping and Logistics Coordination
Cell: +1 (650) 440-8749
Email: michael.s.schroeder@nasa.gov

Use the asia-aq-espo@espo.nasa.gov email address to reach everyone in the ESPO team supporting ASIA-AQ.

MOBILE PHONE AND CELLULAR DATA

A few recommendations regarding cell phone use during the mission:

- Before departing the US or home country, it might be a good idea to have an international data/voice roaming plan setup even if you are planning not to use your phone for roaming data and phone calls. Roaming data can cost as much as \$20/MB.
- If you are not enrolling in an international roaming plan, ensure that **ROAMING is turned off** in your smartphone before you depart the US or your home country. A single “sync” upon landing can use several MB of data.
- Free public Wi-Fi is available at many establishments. Common sense and standard security practices are recommended when connecting to public networks. Use VPN for maximum security. See your organization’s IT support for details.

CLOTHING

It is hot and humid in Thailand in March. Loose fitting clothing made from moisture wicking fabric such as nylon and polyester are recommended. In humid climates it's better to wear clothing that does not cling to skin. Consider purchasing lightweight convertible hiking pants that offer moisture wicking capabilities, air ventilation, and the ability to zip off into shorts when not at the airport. Raincoats that are lightweight and breathable are also recommended.

Need some help making sure you have packed everything? Checkout the ultimate travel packing list @ [smartertravel](#).

HEALTH

The hot and humid climate of Thailand makes dehydration and sun-related illness a threat. Ensure proper hydration and avoid overexposure to the sun.

- Eat and drink regularly, wear loose and lightweight clothing, and limit physical activity during high temperatures.
- If you are outside for many hours in heat, eat salty snacks and drink water to stay hydrated and replace salt lost through sweating.
- Protect yourself from UV radiation: use sunscreen with an SPF of at least 15, wear protective clothing, and seek shade during the hottest time of day (10 a.m.–4 p.m.).

Mosquito-borne illnesses such as Chikungunya and Dengue are endemic to Thailand. Travelers can wear long-sleeved shirts and pants, socks and a hat. Tuck your shirt into your pants and tuck your pants into socks for maximum protection. Travelers are advised to treat clothing with Permethrin or purchase clothing that is pre-treated with insect repellent. Do not put permethrin directly on skin. Use insect repellents that contain at least 20% DEET like Cutter Backwoods and Off! Deep Woods. Higher percentages last longer but over 50% is not any more effective. Do not spray DEET on the skin if the skin will be under clothing.

Leptospirosis, a bacterial infection that can be spread in freshwater, is found in Thailand. Avoid swimming in fresh, unchlorinated water, such as lakes, ponds, or rivers.

It is recommended to practice good food and drink safety while in Thailand. Check out the CDC's [Food and Drink Considerations When Traveling](#) for recommendations.

For more information, check out at the CDC's [Healthy Travel Packing List for Thailand](#)

OTHER CDC GUIDELINES

The [CDC](#) recommends the following vaccinations for *most* travelers: hepatitis A, typhoid, and all routine vaccines. The CDC recommends the following vaccinations for *some* travelers: hepatitis B, Japanese encephalitis, and malaria.

Please check with your medical professional for information specific to yourself and Thailand.

Here are some useful links with medical advisories, FAQs, and contact information.

- [Tropical Medical Bureau](#)
- [CDC \(Centers for Disease Control\)](#)
- [WHO \(World Health Organization\)](#)

MEDICAL AND EMERGENCY INFORMATION

Dial 191 for all emergency situations or 1669 specifically for an ambulance.

For urgent care in Pattaya City, the recommended provider is Bangkok Pattaya Hospital. About a 20-minute drive from the Renaissance Pattaya Hotel. Open 24 hours.

Bangkok Pattaya Hospital

301 หมู่ 6 Sukhumvit Rd, Muang Pattaya, Bang Lamung District, Chon Buri 20150, Thailand

<http://www.bangkokpattayahospital.com/>

Phone: +66 38 259 999

For urgent care near U-Tapao Airport, the recommended provider is Queen Sirikit Hospital. Directly adjacent to the airport. Open 24 hours.

Queen Sirikit Hospital

163 หมู่ 1 Sukhumvit Rd, Phlu Ta Luang, Sattahip District, Chon Buri 20180, Thailand

<https://www.srkhospital.com/>

Phone: +66 38 245 700

Plan for how you will get health care during your trip, should the need arise:

- Carry a list of local doctors and hospitals at your destination. See <https://travel.state.gov/content/travel/en/international-travel/before-you-go/your-health-abroad.html> for more information.
- Review your health insurance plan to determine what medical services it would cover during your trip. Consider purchasing travel health and medical evacuation insurance.
- Carry a card that identifies, in the local language, your blood type, chronic conditions or serious allergies, and the generic names of any medications you take.
- Some prescription drugs may be illegal in other countries. Call Thailand's embassy to verify that all of your prescription(s) are legal to bring with you.
- Bring all the medicines (including over-the-counter medicines) you think you might need during your trip, including extra in case of travel delays. Ask your doctor to help you get prescriptions filled early if you need to.

Many foreign hospitals and clinics are accredited by the Joint Commission International. A list of accredited facilities is available at their website (www.jointcommissioninternational.org).

In some countries, medicine (prescription and over-the-counter) may be substandard or counterfeit. Bring the medicines you will need from the United States to avoid having to buy them at your destination.

YOUR ARRIVAL TO THAILAND

It is very important that you do the following to make sure your trip goes smoothly and safely:

- **Keep the ESPO database up-to-date with your travel information**
- Read this guide in its entirety
- For additional information or questions, please email the ESPO team at U-Tapao asia-aq-espo@espo.nasa.gov
- ESPO personnel will be reachable at all times to their US mobile phone and WhatsApp (see POC list above [page 7]).

ENTRY REQUIREMENTS

For entry into Thailand, US citizens are required to possess a passport that is valid for **6 months from date of entry**.

Additionally,

- U.S. citizens holding personal passports may enter Thailand for fewer than 30 days without a visa.
- U.S. government employees holding official passports will need to apply for a visa. Go to <https://www.thaievisa.go.th/> to apply for an E-Visa. It takes 15 working days to obtain a visa (via email approval). You must travel within 3 months of obtaining the visa.
- Thai immigration officials or airline staff may ask for your onward/return ticket. *ESPO will provide an official letter for anyone flying commercial into Thailand and returning to the US on the DC8.*
- If you overstay your visa, you will be fined. Depending on the length of overstay, you may also be arrested, detained, deported at your own expense, and banned from re-entering Thailand.
- It is strongly recommended you carry a copy of your U.S. passport identification page and current Thai visa to help avoid detention by the Thai immigration police.
- You can find detailed information on vaccinations and other health precautions on the [CDC website](#).

Visit the [Royal Thai Embassy, Washington, DC](#) website for the most current visa information.

All non-US citizens, please visit your country's embassy or consulate website to learn more about entry and visa requirements for Thailand.

TRANSPORTATION



TAXIS FROM SUVARNABHUMI (BANGKOK) INTERNATIONAL AIRPORT

The public taxi stand at Bangkok International Airport is located on Level 1. The fare to The Renaissance hotel in Pattaya should be around 1500 THB.

How to get a cab at BKK:

- **Get cash from an ATM.** Thai taxis typically only accept cash. The ATMs pictured to the right are just outside Entrance 7.
- Go to the taxi counter near Entrance 7
- Receive a ticket from a taxi queue machine, proceed to the lane number printed on your ticket.

Note: Taxi and tuk-tuk drivers may attempt to charge excessive fares or refuse passengers. You should either request the driver use the meter or agree on the fare beforehand.



RIDE SHARING

US ride sharing apps such as Uber and Lyft will not work in Thailand. The main alternative is the Grab app. It works pretty much in the same way as Uber, so there's not going to be much of a learning curve when you start using it in Thailand.

Grab is a convenient, easy to use and affordable way to get around major cities and towns in Thailand. You simply need to download the app, select your destination and wait for the driver to arrive. There are usually no issues with getting a Grab car in an area where the app operates.

Another great thing about Grab is that you will know how much you will pay for your trip in advance. In contrast, if you are using a regular taxi in Thailand, drivers often try to overcharge you. They request a flat fare and refuse to put the meter on. Taxis can also be challenging for non-native speakers if your pronunciation is off.

Download at:

- <https://apps.apple.com/us/app/grab-taxi-ride-food-delivery/id647268330>
- <https://play.google.com/store/apps/details?id=com.grabtaxi.passenger&hl=en&pli=1>

CAR RENTALS AND PAX TRANSPORTATION

Car rentals are only authorized for air and ground crew, as well as ESPO personnel.

ESPO will be contracting with a local bus company to 1) provide group shuttle services to and from the Bangkok airport for personnel entering/exiting Thailand via commercial air and 2) provide daily shuttle services between the Renaissance Pattaya Resort and the U-Tapao Airport on flight and instrument access days.

Note that you should be prepared to take a taxi if your arrival or departure to/from Bangkok International Airport falls at an irregular time when arranging shuttle transportation is not practical.

LODGING

ESPO has arranged for a room block at the Renaissance Pattaya Resort & Spa. This resort offers 24-hour room service, 24-hour complimentary use of Health Club, fully equipped 24-hour fitness centers, outdoor pools, laundry service, and shuttle van services. Complimentary breakfast is included. Venue will offer a 20% discount on Food and Beverage (excludes room service).

[Renaissance Pattaya Resort and Spa](#)


Address: 9/9 Moo 3, Na Jomtien, Sattahip, Pattaya, 20250 Thailand

Telephone: +66 38 259 099

Cancellation policy: 72 hours prior to arrival

Changes to reservations: 72-hours advance notice is required for early departures or 1-night charge will apply

Key terms: You will need a credit card to secure your reservation at time of booking.



ASIA-AQ MISSION OPERATIONS

BASE ACCESS AND RESTRICTIONS

CHECK-IN

All personnel should check in with ESPO upon arrival to Pattaya/U-Tapao. We will be asking you to confirm your mobile number and your departure date. Stay tuned to WhatsApp for further specifics on check-in.

U-TAPAO PERSONNEL ACCESS

ESPO will issue all ASIA-AQ personnel in Thailand an airport badge to access the aircraft and our office space at U-Tapao Airport.

U-TAPAO AIRPORT RESTRICTIONS

The following guidelines must be adhered to while working at U-Tapao Airport:

- **NO PHOTOGRAPHY** towards the runway, or of any military aircraft
- Always carry the following identification:
 - ESPO issued ID mission badge (allows your access to ASIA-AQ restricted areas)

- Photocopy of passport
- **High visibility reflective vests** must be worn at all times while on the flight line. Bring your own vest if you have one and if not, ESPO can **loan** you a vest during the deployment.
- **Appropriate working attire** is required: No open toe shoes nor high heels inside our areas of operation. Shorts are ok.
- **Do not meander or walk into buildings not designated for ASIA-AQ authorized use.**

TELECOMMUNICATIONS AND INTERNET ACCESS

DIALING IN THAILAND

The country code prefix for Thailand is +66. To dial a commercial number from within Thailand, most phones and US carriers have dial assist that will recognize that you are in Thailand and correctly dial the number without the need to add the prefix. To minimize errors, it is a good practice to add the country prefix to the phone numbers you call such as +1 for US numbers.

INTERNET ACCESS AT U-TAPAO AIRPORT

ESPO will provide internet connectivity at the buildings at U-Tapao airport that are part of ASIA-AQ mission operation. Passwords will be shared with the team via email or the WhatsApp group chats. Bandwidth on all networks will be somewhat limited, while you may use it for personal tasks (emails, voice/video calls, browsing, etc.) we ask you to not use it for movie video streaming services (Netflix, Hulu, etc.). For assistance, contact ESPO.

LUNCH AT LIFESTYLE MALL IN BAN CHANG

From UTP, we will have buses providing transportation to the Lifestyle Mall for lunch. Most restaurants are located on the second floor with many dessert shops and cafés on the first floor. One side of the mall has restaurants that accept credit cards including The Pizza Company and KFC while the other side, which has mostly Thai food, uses a Cash Card. Stop by the Cash Card kiosk to load a Foodpark card for use at any of the restaurants in this section of the mall via a quick scan of the QR code; after you've finished, you can return to the kiosk to return the card and receive cash for any remaining funds.



ASIA-AQ MISSION AREAS OF OPERATION

The U-Tapao airport is shared between the commercial side and the Royal Thai Navy. ASIA-AQ operations will be based primarily on the civilian side of the airport, with a limited number of DC8 researchers and the DC8 itself on the military side of the airport.



ASIA-AQ U-Tapao Operations Diagram

Regarding daily operations, please note the following:

- There will be a sign-in/sign-out security process to enter the controlled area of the airfield (i.e., flight line). Further details will be provided in the POD when U-Tapao operations begin.

- The DC8 will be parked on Alpha ramp, which is not within walking distance to our office spaces. Buses to and from the DC8 will run throughout the day.
- The G-III will be parked on Charlie ramp, which is within walking distance to the Ops Center.
- A select number of DC8 researchers (~30) will be working at the area marked “Flight Line Workspace” in the diagram above. This will allow them to only have to sign-in/sign-out with security at the beginning of the day and at the end of the day.
- The remainder of the personnel will work at the building marked “Ops Center” in the diagram above. Everyone in the Ops Center will have to sign-in/sign-out each time they enter/exit the flight line.

AIRFIELD SAFETY

There will be a mandatory ASIA-AQ All Hands Safety Brief for Thailand on Monday, March 11. Details were provided via email. If you cannot attend, please watch the recorded briefing and let ESPO know once you have.

LAB, HANGAR, AND RAMP SAFETY

- Closed-toe shoes are required in the hangar and on the ramp. No high heels, sandals or opened-toe shoes are allowed. Shorts are ok.
- Never approach any aircraft in the hangar without permission. Please coordinate all such requests for aircraft, or on-aircraft instrument access with the Mission Manager.
- No smoking is allowed in any ASIA-AQ buildings. Smoking is only allowed 50 ft from any building or in designated areas. Be aware of any fuels / hazards nearby.
- Boxes of hearing protection can be found in the lab and office areas.
- If you bring hazardous materials into the hangar, please provide ESPO and the Mission Manager a copy of the SDS in advance.
- Use proper personal protective equipment (PPE) when you are handling hazardous products/materials or performing tasks that would require additional protection (like LN2 refilling).
- Some rooms will be used temporarily for laser calibrations, do not enter if there is a sign posted.
- Always make sure someone in your group knows your whereabouts.
- 24/7 access – but the last one out must turn off the lights. See a member of the ESPO team if you are unsure how to do this.

MISSION DAILY SCHEDULE

A daily plan of the day (POD) will be posted on the ASIA-AQ website under Mission Planning>Daily Schedule. The schedule will also be shared/updated via email and WhatsApp messages.

LOCAL AREA

Groceries and shopping can be found just north of the Renaissance Pattaya as part of the Pattaya Beach commercial district. We recommend taking a Grab to take care of all of your shopping needs.

SHOPPING MALLS

The [Chilled Shopping Mall](#) east of the Pattaya Beach area has a number of mall type shops that are air conditioned.

In the Pattaya Beach area, [Mike Shopping Mall](#) and the [Central Pattaya Shopping Mall](#) are other good options.

GROCERIES

There are a number of Tops Daily convenience stores that sell the basics. There is one just north of the hotel on the main road.

LAUNDRY SERVICES

Stay tuned to WhatsApp for information regarding laundry services.

SHIPPING INFORMATION

SHIPPING SMALL PARCELS WHILE AT U-TAPAO

For small mission-related shipments, we recommend that you ship to our FBO, Delta Golf Global Services. Please email ESPO at asia-aq-espo@espo.nasa.gov to let us know of incoming mission-related shipments.

DELTA GOLF GLOBAL SERVICES CO., LTD. (Head Office)
70 MOO. 2 SOUTH END FIRE STATION BUILDING
U-TAPAO INTERNATIONAL AIRPORT
T. PALA A. BANCHANG RAYONG 21130

For personal shipments, we recommend shipping to the hotel.

Renaissance Pattaya Resort & Spa
9/9 Moo 3, Na Jomtien, Sattahip, Pattaya, 20250 Thailand.

U.S. EMBASSY IN THAILAND

To report serious illness, violent crime against, or arrest of an American citizen in Thailand you may call the U.S. Embassy or Consulate General directly:

Embassy Bangkok (Emergency):

- From inside Thailand: 02-205-4000
- From outside Thailand: +66-2-205-4000 (Thai number) or 202-640-2632 (USA number)

Note: These telephone numbers are for emergencies related to American Citizens only.

Local Emergency Numbers:

- Tourist Police: 1155
- Thailand Emergency Services (Fire, Ambulance): 191

[US Embassy in Thailand](#) - US Citizen Services

95 Wireless Road
Bangkok 10330, Thailand
Phone: +66-2-205-4000

A list of the most common services provided by the US Embassy in Bangkok can be found at https://th.usembassy.gov/u-s-citizen-services/landing_page/

Appointments are REQUIRED for all non-emergency services and are only made via the website, not by email. Go to <https://th.usembassy.gov/u-s-citizen-services/acsappointment/> to access the appointment system.

APPENDIX A - RECOMMENDED TO DO LIST

- ❑ Install the WhatsApp application on your smartphone and validate your phone before flying overseas. Join the different ASIA-AQ groups as needed.
- ❑ Register your travel plans with the US State Department's STEP Program <https://step.state.gov> if you are a U.S. Citizen or if you are from another country, contact your Embassy where you are traveling

- ❑ Check with your medical insurance to find out how foreign incidents are covered
- ❑ Get a pre-deployment checkup if needed
- ❑ Get a letter from your doctor for any prescriptions that you take so you can pass through customs easily
- ❑ Get a prescription for enough medicine for deployment and some extra prescription medicines
- ❑ Consider obtaining travel and medical evacuation insurance
- ❑ Contact your credit card company and let them know your travel plans
- ❑ Contact your mobile phone carrier for international coverage while deployed